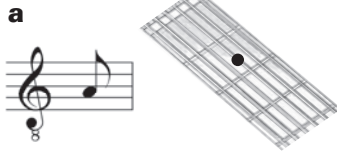


Neue Note:



1.3

Musical notation for exercise 1.3, featuring a treble clef, a 4/4 time signature, and a sequence of notes with rhythmic markings. A 'V' symbol is placed above the first measure. Below the staff, a sequence of numbers and plus signs indicates the fretting pattern: 1 + 2 + 3 + 4 + 1 + 2 + 3 + 4 +. A box labeled 'dist. sound' is positioned below the first four notes.

Dead Note a:




Abb. 21: Dead Note
 Spiele die Note a ohne die Saite niederzudrücken.

Gegriffenes a:


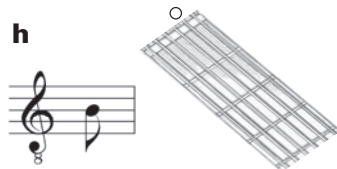


Abb. 22:
 Erhöhe leicht den Druck bis ein a erklingt. Der graduelle Wechsel zwischen Dead Note und gegriffener Note hilft gut um herauszufinden, mit wie wenig Kraftaufwand eine sauber klingende Note gespielt werden kann.

1.4

Musical notation for exercise 1.4, similar to 1.3 but with a different fretting pattern: 1 + 2 + 3 + 4 + 1 + 2 + 3 + 4 +. A 'V' symbol is placed above the first measure.

Neue Note:



1.5 Saitenwechsel mit Abschlag

Musical notation for exercise 1.5, featuring a treble clef, a 4/4 time signature, and a sequence of notes with rhythmic markings. Four 'V' symbols are placed above the first four measures, indicating string changes.